

SHEET LEGEND

- E-1 EXISTING FLOOD LIGHTS AND DOUBLE BULLHORN SUPPORT MOUNTED TO THE WAREHOUSE EXTERIOR WALL.
- E-2 INDICATES FIXTURE IS FED WITH EMERGENCY CIRCUIT.
- E-3 EXISTING HIGH BAY LIGHTING FIXTURE.
- E-4 INDICATES FIXTURE IS FED WITH EMERGENCY CIRCUIT.
- EXISTING 8-GANG LIGHTING CONTROL PUSHBUTTON STATION.

GENERAL NOTES


1. ALL CONTRACTORS BIDDING ON THIS PROJECT WILL BE REQUIRED TO VISIT THE SITE TO VERIFY ALL NEW FLOOD LIGHTING FIXTURES (E-1) ARE TO BE TILTED 30° ABOVE THE HORIZONTAL UNLESS OTHERWISE NOTED. SEE DETAIL FOR MORE INFORMATION.
2. THE ELECTRICAL CONTRACTOR IS TO UTILIZE IF FEASIBLE EXISTING CONDUIT, WIRING, AND PUSHBUTTONS IN THE INSTALLATION OF ALL NEW HIGH BAY LIGHTING FIXTURES (E-3).

SHEET KEYNOTES

1. THE ELECTRICAL CONTRACTOR IS TO INSTALL NEW LOW VOLTAGE LIGHTING CONTROL FIXTURES. THE NEW LIGHTING CONTROLS SHALL BE 100% COMPATIBLE WITH THE NEW LIGHT FIXTURES. THE CONTRACTOR SHALL PROVIDE AND INSTALL ALL ADDITIONAL CONDUIT, CABLES, BOXES, ETC. AS REQUIRED TO INSTALL THE NEW CONTROLS.

Omit Note #2 per Addendum #2

MATCHLINE SEE SHEET E402



1 NEW WORK LIGHTING PLAN (A)
SCALE: 1/2"=20'



PIER B SOUTH - ASPA WAREHOUSE LIGHTING UPGRADES

1508 Alabama State Docks Blvd, Mobile, AL, 36603

DESIGNED BY:
TMM
DRAWN BY:
TMM
CHECKED BY:
GM
DATE:
02/23/2008

SHEET TITLE:
ELECTRICAL
NEW WORK
LIGHTING PLAN (A)

SHEET:
E401



JAGUARING
ENGINEERING
CONSULTANTS, INC.
10000 W. WOODBRIDGE BLVD.
SUITE 100
HOUSTON, TEXAS 77036
PE 00980 - ECA 83977
ECA@jaguaring.com
jaguaring.com

NUMBER	REVISION DESCRIPTION

SHEET LEGEND

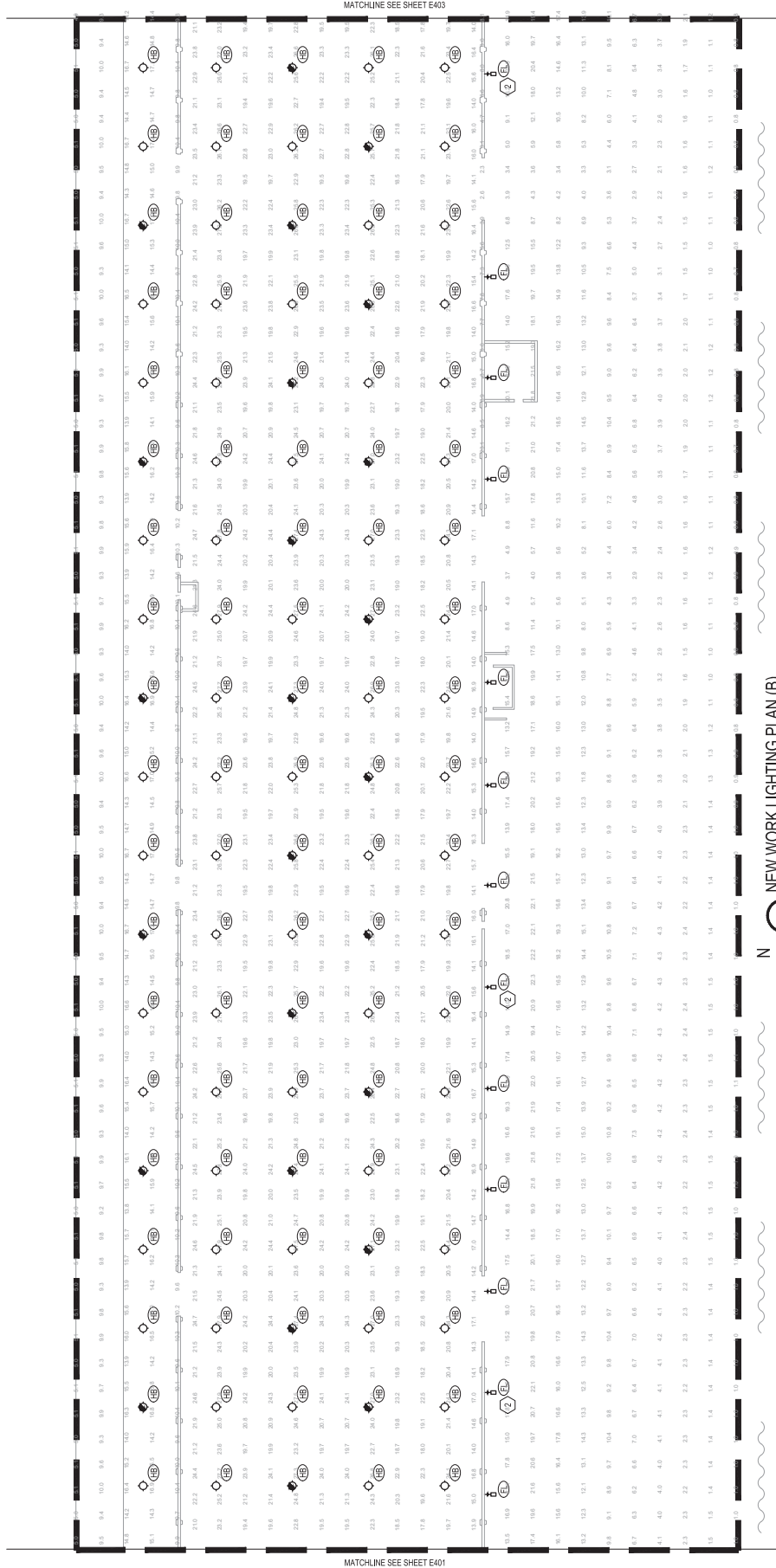
- 1. EXISTING FLOODLIGHTS AND DOUBLE BULLHORN SUPPORT MOUNTED TO THE WAREHOUSE EXTERIOR WALL.
- 2. "E" INDICATES FIXTURE IS FED WITH EMERGENCY CIRCUIT.
- 3. "H" INDICATES HIGH BAY LIGHTING FIXTURE.
- 4. "HE" INDICATES FIXTURE IS FED WITH EMERGENCY CIRCUIT.
- 5. "HEH" INDICATES 8-GANG LIGHTING CONTROL PUSHBUTTON STATION.

GENERAL NOTES

1. ALL CONTRACTORS BIDDING ON THIS PROJECT WILL BE REQUIRED TO VISIT THE SITE TO VERIFY THE EXISTING CONDITIONS.
2. ALL NEW FLOOD LIGHTING FIXTURES ("FL") ARE TO BE TILTED 30° ABOVE THE HORIZONTAL UNLESS OTHERWISE NOTED. SEE DETAIL FOR MORE INFORMATION.
3. THE ELECTRICAL CONTRACTOR IS TO UTILIZE IF FEASIBLE EXISTING CONDUIT, WIRING, AND/OR CABLE TRAYS. ANY IMPROVEMENTS IN THE INSTALLATION OF ALL NEW HIGH BAY LIGHTING FIXTURES ("HB").

SHEET KEYNOTES

- 1. NOT IN USE.
 - 2. THIS SHEET IS A REVISION OF SHEET E403. VISIT www.electricalupgrades.com FOR THE LATEST REVISIONS.
- Omit Note #2 per Addendum #2**



NEW WORK LIGHTING PLAN (B)
SCALE: 1/8" = 1'-0"



E402
SHEET

SHEET TITLE
ELECTRICAL
NEW WORK
LIGHTING PLAN (B)

DATE: 02/22/2008
CHECKED BY:
DRAWN BY:
DESIGNED BY:

PIER B SOUTH - ASPA WAREHOUSE
LIGHTING UPGRADES
1508 Alabama State Docks Blvd, Mobile, AL, 36603

NUMBER	REVISION DESCRIPTION



JAGUARING
ELECTRICAL ENGINEERS
1000 W. WALKER BLVD
MOBILE, AL 36688
PE 00980 - 654-9377
charles.pugh@jaguaring.com

SHEET LEGEND

- 1. EXISTING FLOOD LIGHTS AND DOUBLE BULLHORN SUPPORT MOUNTED TO THE WAREHOUSE EXTERIOR WALL.
- 2. EXISTING FLOOD LIGHTS AND DOUBLE BULLHORN SUPPORT MOUNTED TO THE WAREHOUSE EXTERIOR WALL.
- 3. EXISTING HIGH BAY LIGHTING FIXTURE.
- 4. EXISTING HIGH BAY LIGHTING FIXTURE.
- 5. EXISTING BANG LIGHTING CONTROL PUSHBUTTON STATION.

GENERAL NOTES

1. ALL CONTRACTOR BIDDING ON THIS PROJECT WILL BE REQUIRED TO VISIT THE SITE TO INVESTIGATE THE EXISTING CONDITIONS PRIOR TO BID.
2. ALL NEW FLOOD LIGHTING FIXTURES (FL) ARE TO BE TILTED UP ABOVE THE HORIZONTAL, UNLESS OTHERWISE NOTED. SEE DETAIL FOR MORE INFORMATION.
3. ALL NEW FLOOD LIGHTING FIXTURES (FL) ARE TO BE TILTED UP ABOVE THE HORIZONTAL, UNLESS OTHERWISE NOTED. SEE DETAIL FOR MORE INFORMATION.
4. ALL NEW FLOOD LIGHTING FIXTURES (FL) ARE TO BE TILTED UP ABOVE THE HORIZONTAL, UNLESS OTHERWISE NOTED. SEE DETAIL FOR MORE INFORMATION.
5. ALL NEW FLOOD LIGHTING FIXTURES (FL) ARE TO BE TILTED UP ABOVE THE HORIZONTAL, UNLESS OTHERWISE NOTED. SEE DETAIL FOR MORE INFORMATION.

SHEET KEYNOTES

1. THE ELECTRICAL CONTRACTOR SHALL INSTALL NEW CONDUIT, TAKE LIGHTING CONTROL DEVICES (LIGHT POB) OR APPROVED EQUIVALENT TO SERVE THE NEW HIGH BAY LIGHTING FIXTURES. THE NEW LIGHTING CONTROLS SHALL BE 100% COMPATIBLE WITH THE NEW LIGHT FIXTURES. THE CONTRACTOR SHALL PROVIDE AND INSTALL ALL ADDITIONAL CONDUIT, CABLES, BOXES, ETC. AS REQUIRED TO INSTALL THE NEW CONTROLS.
2. THIS FLOOD LIGHTING FIXTURE IS TO BE TILTED UP ABOVE THE HORIZONTAL. SEE DETAIL FOR MORE INFORMATION.
3. THIS FLOOD LIGHTING FIXTURE IS TO BE TILTED UP ABOVE THE HORIZONTAL. SEE DETAIL FOR MORE INFORMATION.

Omit Note #2 per Addendum #2

NUMBER	REVISION DESCRIPTION

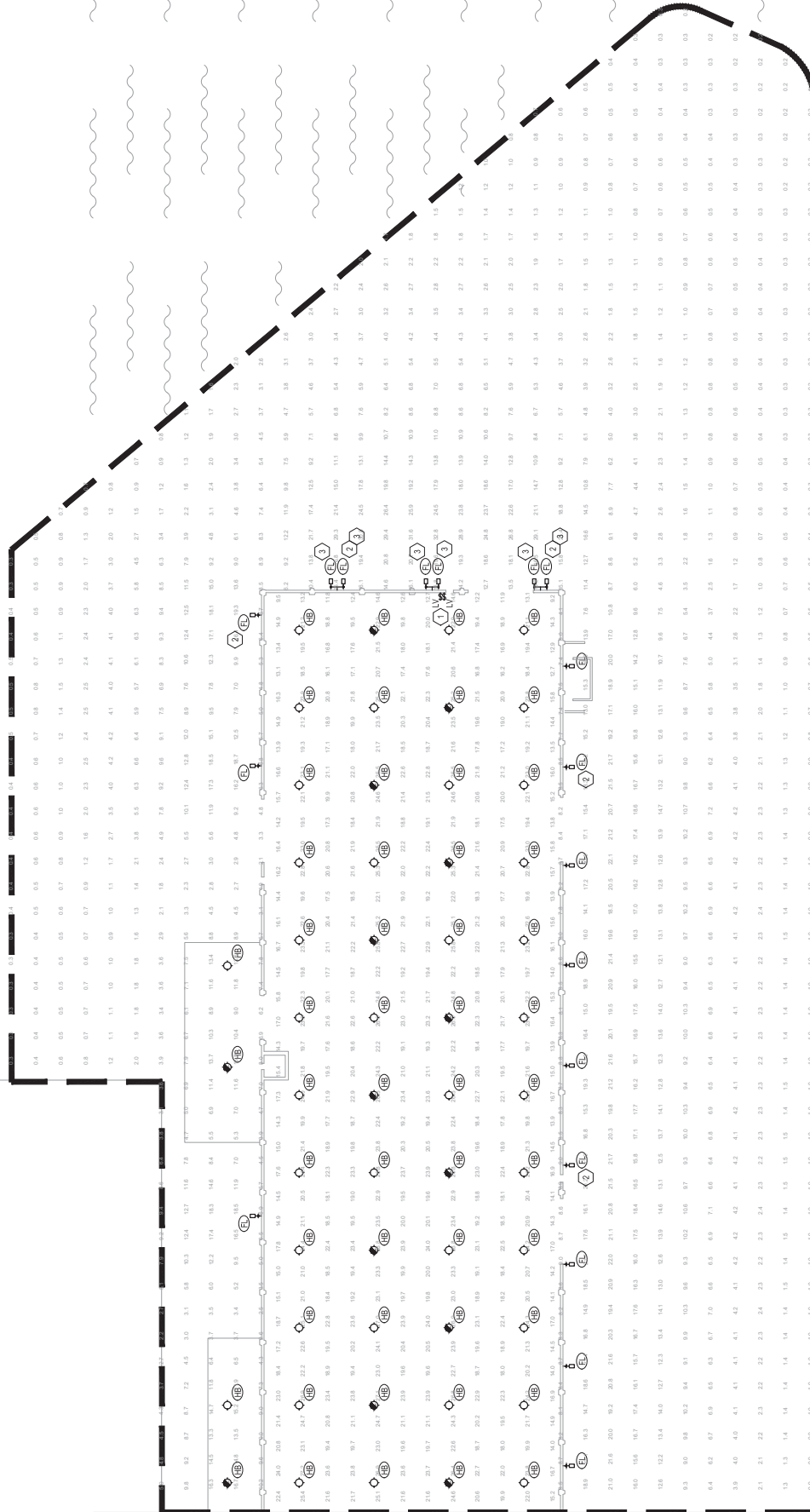
PIER B SOUTH - ASPA WAREHOUSE LIGHTING UPGRADES

1508 Alabama State Docks Blvd, Mobile, AL, 36603

DESIGNED BY:	
DATE:	07/23/2008
CHECKED BY:	
DATE:	07/23/2008
DRAWN BY:	
DATE:	
TITLE:	

ELECTRICAL NEW WORK LIGHTING PLAN (C)

E403



MATCHLINE SEE SHEET E402

1 NEW WORK LIGHTING PLAN (C)

SCALE: 1"=30'-0"

N